



St. Charles County Department of Public Health Weekly Influenza Report - Data Through April 22nd, 2023 - Published: May 8th, 2023

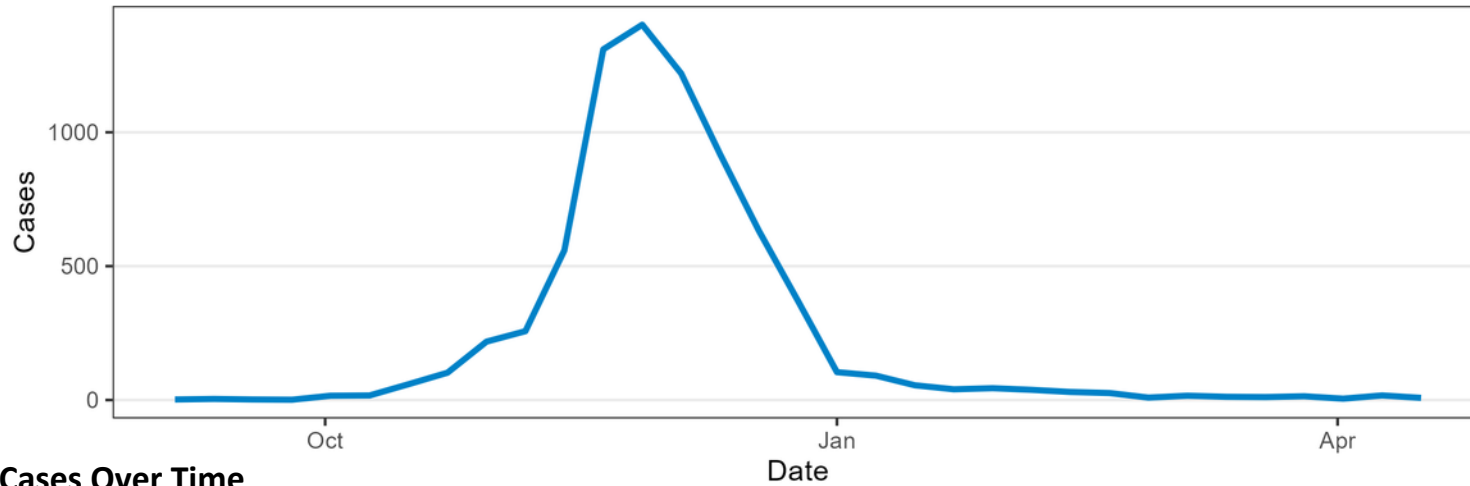
Thus far in the 2022-2023 flu season, there have been **7608** total cases of flu reported.

Public Health Surveillance

St. Charles County Department of Public Health (SCCDPH) monitors influenza through both active and passive surveillance. Influenza is a reportable condition that is reported regularly to SCCDPH by healthcare facilities across the county. Additionally, if an outbreak occurs, it is actively investigated by SCCDPH communicable disease personnel. Please direct any questions about influenza reporting in St. Charles County to our communicable disease staff at 636-949-7319.

Note: Often there is a delay in reporting; therefore, current and previous week cases are subject to change in future reports as new data are collected and included. All data in this report are up to date as of the date of publication.

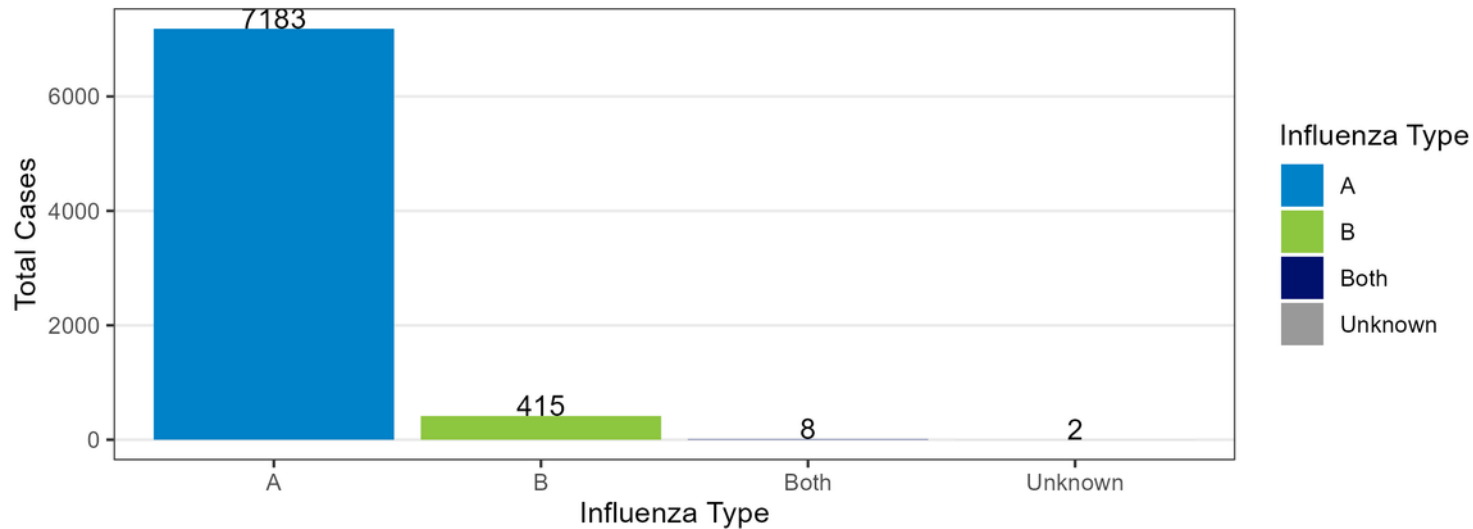
2022-2023 Influenza Cases Over Time in St. Charles County through April 20, 2023



Cases Over Time

This graph displays the overall number of flu cases each week during the current 2022-2023 flu season. In the most recent week, there were 8 cases of flu in St. Charles County.

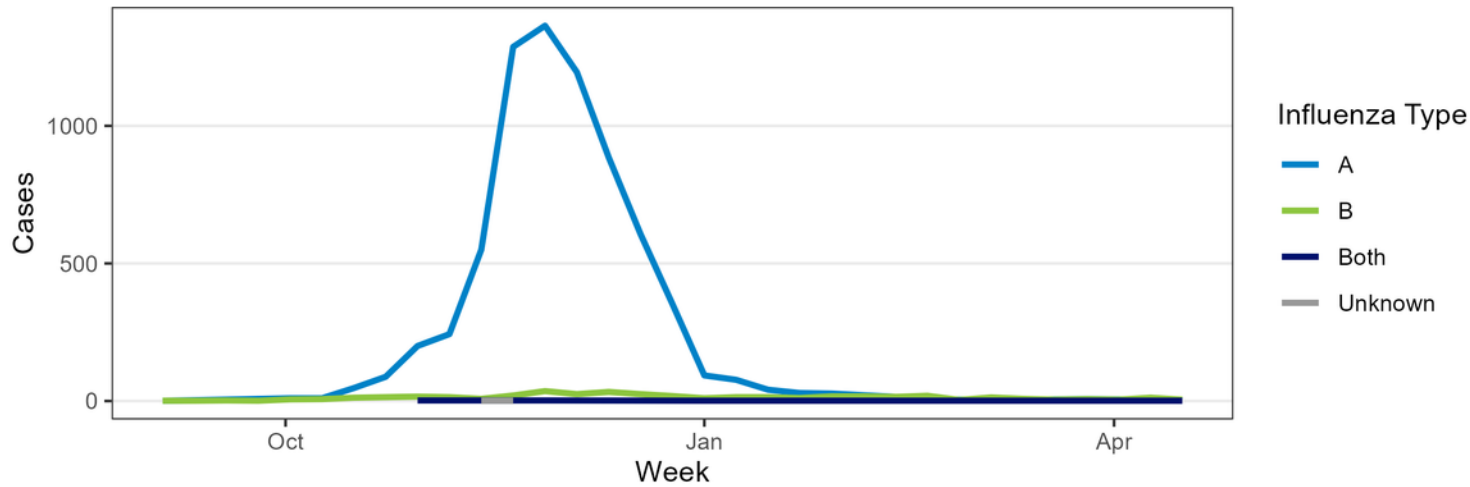
2022-2023 Influenza Season Cases by Type in St. Charles County through April 20, 2023



Cases by Flu Type

Influenza viruses are not all the same. There are two main flu types that infect humans: Type A and Type B. Both cause illness, but only Type A is thought to be capable of causing a flu pandemic (a global outbreak). A pandemic can occur when a new and different influenza Type A virus emerges that both infects people and has the ability to spread efficiently among people. To date, there have been 7183 Type A cases and 415 Type B cases in St. Charles County.

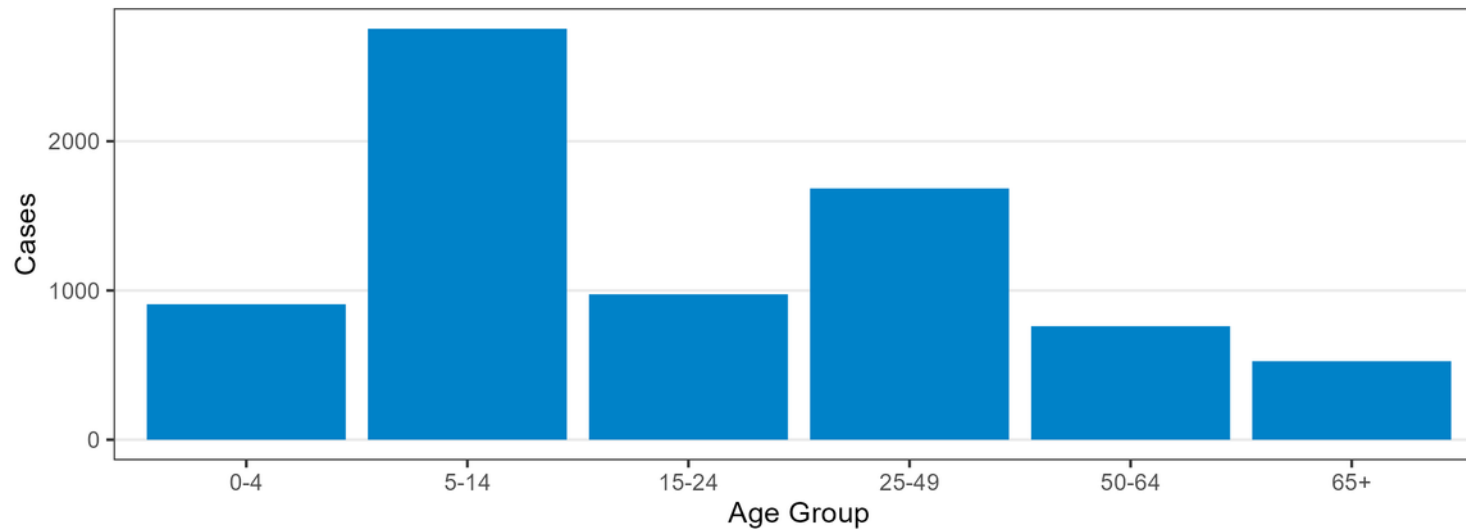
2022-2023 Influenza Season Case Type Over Time through April 20, 2023



Flu Type Trends

This graph displays the number of flu cases by type over time in St. Charles County.

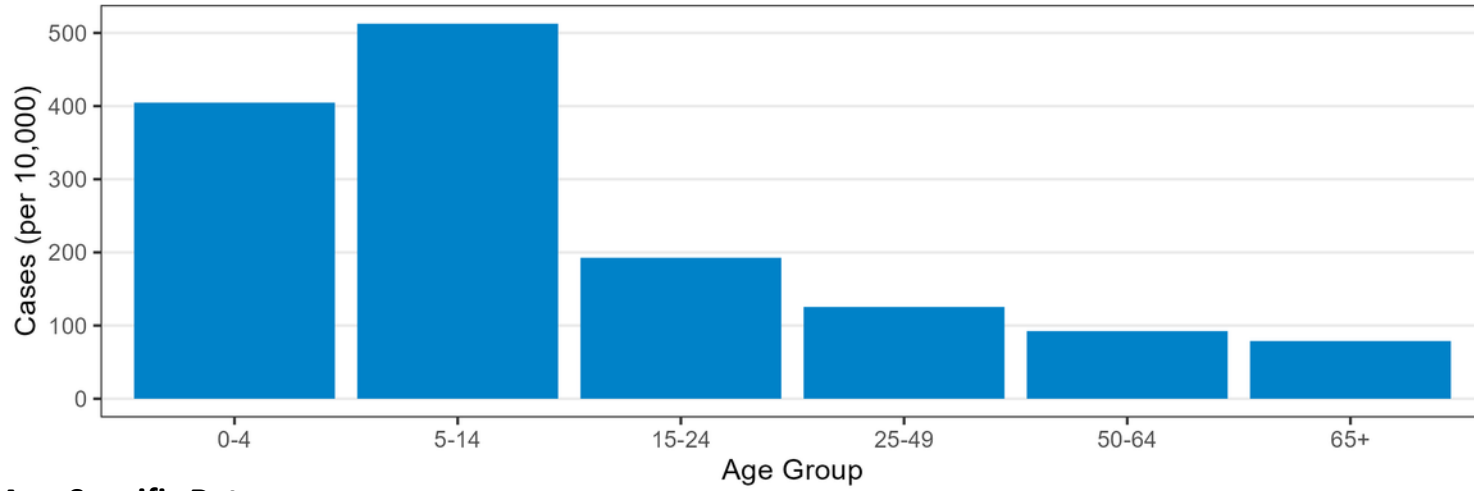
2022-2023 Influenza Season Case Age Distribution through April 20, 2023



Cases by Age

This graph shows how many flu cases have occurred in each age group. Children younger than 5 years and adults 65 years and older are the most at risk for severe disease, so we monitor those groups closely. There have been 908 cases among children under 5 years of age and 526 cases among individuals 65 and over.

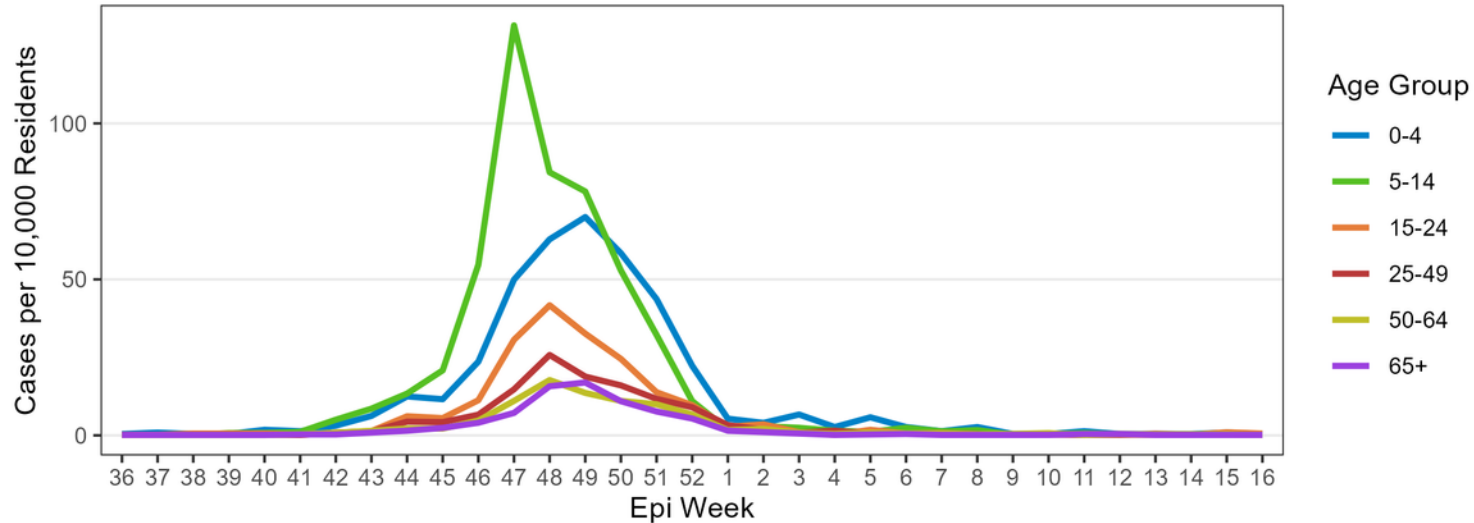
2022-2023 Influenza Season Age-Specific Case Rates through April 20, 2023



Age-Specific Rates

This graph displays the age-specific rates of flu cases. This shows the number of cases per 10,000 individuals in each age group. For example, the rate for the 0-4 age group is the number of flu cases per 10,000 0-4 year-olds in St. Charles County. The highest age-specific rates in St. Charles County are in the 5-14, 0-4, and 15-24 age groups.

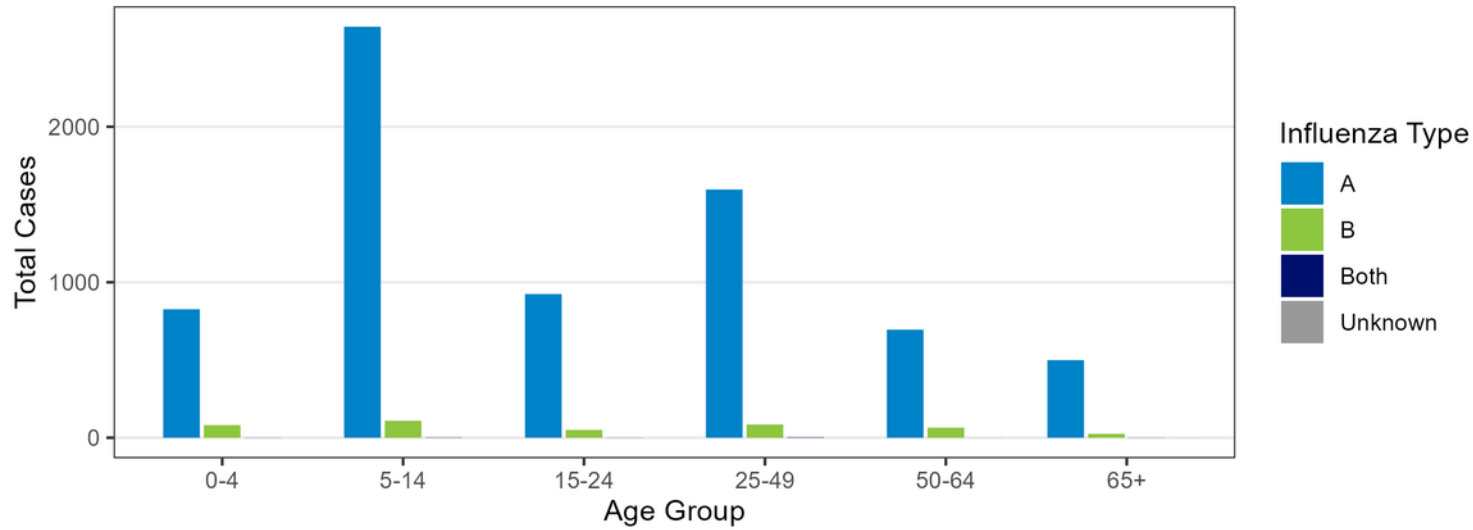
Influenza Case Age-Specific Rates Over Time in St. Charles County



Age-Specific Rates over Time

This graph shows the age-specific rates of flu cases over time. The 0-4 year age group currently has the highest age-specific rate, followed by the 5-14 year age group.

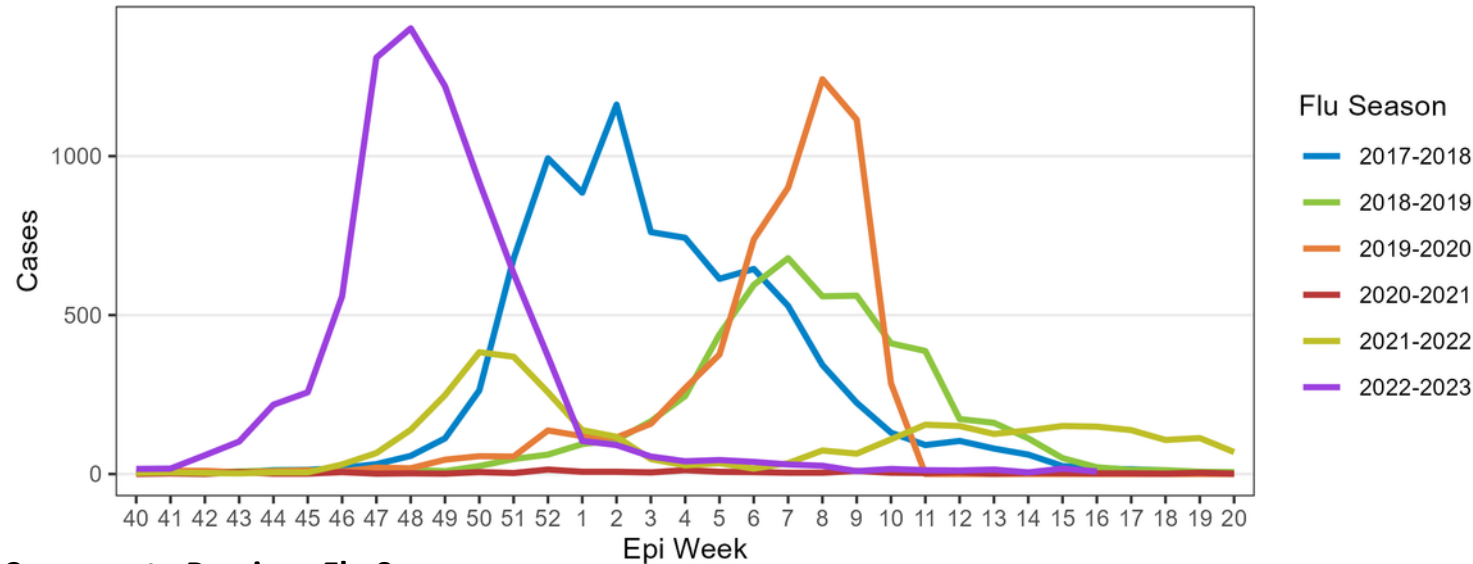
2022-2023 Influenza Season Cases by Age Group and Type in St. Charles County through April 20, 2023



Cases by Flu Type and Age

This graph displays the number of overall cases in each age group by flu type.

Influenza Cases Over Time by Flu Season in St. Charles County



Compare to Previous Flu Seasons

This graph displays how the current flu season compares to past flu seasons. The Epi Weeks are the weeks of the year numbered, starting with the first full week of January being week 1. In the graph above, they start at Week 40, which is the start of flu season at the beginning of October and end in Week 20, which is the end of flu season in mid-May the following year.

Other Data Sources

If you are interested in additional data, here is a list of resources:

For additional information on national influenza surveillance, please visit the Centers for Disease

Control and Prevention website:

<https://www.cdc.gov/flu/weekly/>

For additional information on statewide influenza surveillance, please visit the Missouri Department of Health and Senior Services website:

<https://health.mo.gov/living/healthcondiseases/communicable/influenza/reports.php>