




DIFFERENCE BETWEEN 2018 AND 2019 TAX RATES
 FOR EACH \$100.00 ASSESSED VALUATION.....

	2018 RATE	2019 RATE	DIFFERENCE
STATE.....	0.0300	0.0300	0.0000
COUNTY.....	0.0000	0.0000	0.0000
ROAD & BRIDGE.....	0.1879	0.1781	-0.0098
LIBRARY.....	0.2106	0.1996	-0.0110
AMBULANCE.....	0.2716	0.2595	-0.0121
DEV. DISABILITY.....	0.1350	0.1279	-0.0071
DISPATCH & ALARM.....	0.0422	0.0400	-0.0022
SUR TAX (APPLIES TO COMMERCIAL..... SUB CLASS 3 RE ONLY)	0.5300	0.5300	0.0000
SCHOOLS			
R1 WASHINGTON.....	4.1862	4.1695	-0.0167
R2 FORT ZUMWALT.....	5.0517	4.8506	-0.2011
R3 FRANCIS HOWELL.....	4.8575	4.6480	-0.2095
R4 WENTZVILLE.....	4.9836	4.7586	-0.2250
R5 ORCHARD FARM.....	4.5695	4.4267	-0.1428
R6 ST CHARLES.....	5.3412	5.1289	-0.2123
EAST CENTRAL JR COLLEGE.....	0.4541	0.4467	-0.0074
ST CHARLES COMMUNITY COLLEGE.....	0.2116	0.2019	-0.0097
FIRE DISTRICTS			
#11 OFALLON FIRE DISTRICT.....	0.9144	0.8606	-0.0538
#13 WENTZVILLE FIRE DISTRICT.....	0.8317	0.7834	-0.0483
#14 COTTLEVILLE FIRE DISTRICT.....	0.9185	0.8788	-0.0397
#15 LAKE ST LOUIS FIRE DISTRICT.....	0.9083	0.8612	-0.0471
#17 NEW MELLE FIRE DISTRICT.....	0.6609	0.7372	0.0763
#18 AUGUSTA FIRE DISTRICT.....	0.4526	0.4376	-0.0150
#19 ORCHARD FARM FIRE DISTRICT.....	0.4353	0.4172	-0.0181
#20 CENTRAL CO FIRE & RESCUE.....	1.1235	1.0658	-0.0577
#21 WEST ALTON/RIVERS POINT.....	0.2496	0.2368	-0.0128
#22 OLD MONROE FIRE DISTRICT.....	0.2691	0.2666	-0.0025
CITIES			
#06 ST CHARLES.....	0.9507	0.8544	-0.0963
#25 FLINT HILL Real Estate Only.....	0.2230	0.2084	-0.0146
#27 ST PAUL Real Estate Only.....	0.2122	0.1965	-0.0157
#29 OFALLON.....	0.5959	0.5562	-0.0397
#31 ST PETERS.....	0.7700	0.7700	0.0000
#38 COTTLEVILLE.....	0.3034	0.2819	-0.0215
#42 LAKE ST LOUIS Real Estate Only.....	1.0121	0.9686	-0.0435
#44 WENTZVILLE.....	0.7095	0.6722	-0.0373
#53 DARDENNE PRAIRIE.....	0.1054	0.1025	-0.0029
#56 WELDON SPRING HEIGHTS.....	0.4321	0.3945	-0.0376
#60 NEW MELLE.....	0.4963	0.4643	-0.0320
#75 AUGUSTA.....	0.3070	0.2922	-0.0148
#76 PORTAGE DES SIOUX.....	0.9994	0.6735	-0.3259

 Rate increase from prior year
 Rate decrease from prior year
 Rate same as prior year